

# New WES Judge's Rule Book Test 2010

(Where the question is a paragraph or sentence with.....fill in the missing words)  
 The exact wording printed in the rule book **MUST** be used at all times.  
 Please circle the correct answer in multi choice questions.

## General Rules

Rule No.      Page No.

- |   |            |           |                          |                          |
|---|------------|-----------|--------------------------|--------------------------|
| 1. Is a horse hair bosal allowed?   | <b>YES</b> | <b>NO</b> | <input type="checkbox"/> | <input type="checkbox"/> |
| 2. Stallions must not be handled or ridden by any person under the age of.....  |            |           | <input type="checkbox"/> | <input type="checkbox"/> |
| 3. Are re-runs allowed in instances of equipment failure?   | <b>YES</b> | <b>NO</b> | <input type="checkbox"/> | <input type="checkbox"/> |
| 4. When using a leather strap between the rings of a snaffle bit, what should you be able to insert between the strap and the jaw?.....   |            |           | <input type="checkbox"/> | <input type="checkbox"/> |
| 5. What is the minimum width of a curb chain? ..... 1/2"      3/4"      1"  |            |           | <input type="checkbox"/> | <input type="checkbox"/> |
| 6. Any item or appliance that restricts movement or .....of the .....   |            |           | <input type="checkbox"/> | <input type="checkbox"/> |
| 7. A horse may not be .....a judge if that judge has been owner, exhibitor, trainer, or agent of that horse within the previous .....days or if said horse is ridden by a ..... of his/her immediate family or by an employee/employer of said judge. |            |           | <input type="checkbox"/> | <input type="checkbox"/> |
| 8. ....inch maximum length shank, overall. Shanks maybe .....or.....  |            |           | <input type="checkbox"/> | <input type="checkbox"/> |
| 9. The port must be no higher than ..... inches maximum, with rollers and covers acceptable.  |            |           | <input type="checkbox"/> | <input type="checkbox"/> |
| 10. Slip or gag bits, and donut and flat polo mouth pieces are.....   |            |           | <input type="checkbox"/> | <input type="checkbox"/> |

## Showmanship

- |  |  |  |                          |                          |
|--|--|--|--------------------------|--------------------------|
| 1. Knocking over a cone is a..... <b>Miner fault</b> ..... <b>Major fault</b> ..... <b>Disqualification</b>  |  |  | <input type="checkbox"/> | <input type="checkbox"/> |
| 2. At no time should the exhibitor ever .....in front of the horse.  |  |  | <input type="checkbox"/> | <input type="checkbox"/> |
| 3. Can the exhibitor's foot be used to aid the set up of the horse? <b>YES</b> <b>NO</b>   |  |  | <input type="checkbox"/> | <input type="checkbox"/> |
| 4. Is the leading position between the - <b>Eye and the mid-point of the horse's neck</b> or <b>Mid-point of the horse's neck and the shoulder</b> |  |  | <input type="checkbox"/> | <input type="checkbox"/> |
| 5. When turning to the right more than 90 degrees which foot should the horse pivot on?<br>.....   |  |  | <input type="checkbox"/> | <input type="checkbox"/> |

- 6. Exhibitors are to be scored from .....with.....point increments acceptable.
- 7. A major fault will result in a deduction of .....from the exhibitor's score.
- 8. Wearing spurs is cause for disqualification **YES NO**
- 9. The Judge must have exhibitors .....the horse squarely for inspection sometime  
.....the class.
- 10. The use of artificial aids is .....


**Horsemanship**

- 1. Severe disobedience will not result in a ....., but should be severely penalised,
- 2. Faults can be classified as .....and.....
- 3. Can a judge ask exhibitors to mount or dismount as part of the pattern? **YES NO**
- 4. Is an extended lope acceptable in the pattern? **YES NO**
- 5. When performing a leg yield in which direction should the horses body arch ?  
**In the direction that the horse is moving or In the opposite direction**
- 6. It is mandatory that the judge post any pattern to be worked at least ..... hour prior to the commencement of the .....
- 7. Exhibitors should sit and maintain an .....with the upper body at all gaits.
- 8. The exhibitor will be penalised for positioning .....excessively behind or forward of the vertical position.
- 9. Position of the exhibitor and performance of the horse and rider on the rail must be .....in the.....
- 10. The horse's .....and overall health and fitness should be assessed.


**Pleasure**

- 1. When can the judge ask the competitor to dismount? .....
- 2. The extended gaits must be called for in both directions. **TRUE FALSE**
- 3. Spurs may be used **FORWARD** or **BEHIND** the cinch?
- 4. He should be shown on a reasonably loose rein but with.....  
and.....


5. Give two reasons for disqualification:

.....  
.....

6. A good pleasure horse has a flowing.....of reasonable .....in keeping with his .....

7. Give two faults that should be scored according to severity.

.....  
.....

8. When asked to extend he should move out with the.....

9. What minimum percentage of your judging should be based on conformation?.....

10. If go-rounds are used for safety how many should you take to the final?.....

**Trail**

1. Can protective boots or leg wraps be used? **YES NO**

2. When some degree of speed is shown, what should not be sacrificed? .....

3. For the judge to evaluate the gaits what is the least distance required for

Jog.....

Lope.....

4. What is the least number of obstacles that can be used when designing a course? .....

5. When measuring the height of an elevated walk over pole it should be measure from the ground to the top of the element, and should be no more than .....high.

6. Give two reasons for disqualification:

.....  
.....

7. Failure to demonstrate correct lead or gait, if designated is a 5point penalty.

**TRUE FALSE**

8. Penalty for Incorrect gait at walk or jog for two strides or less, is. **1/2 1 3**

9. Touching horse or saddle with free hand is a disqualification. **TRUE FALSE**

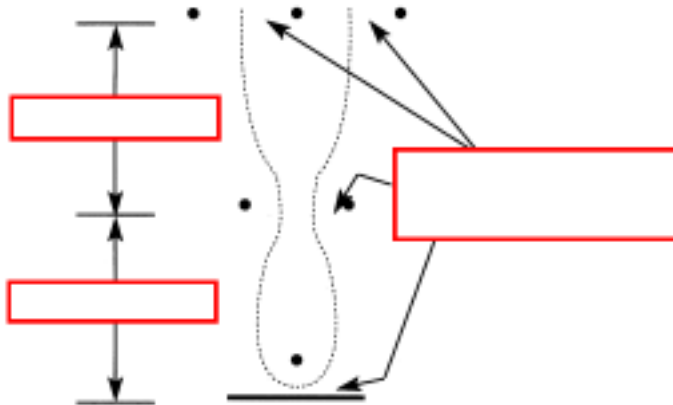
10. Ride over wooden bridge, negotiated at walk only.– Suggested minimum width shall be ..... (.....)and at ..... feet (.....) long.

11. Out of lead or break of gait at lope (except when .....).

12. Please fill in the boxes

13. What are the penalties for?

Skipping over or failing to step into required space .....

Break of gait at walk or jog for more than two strides. ....

Letting go of gate or dropping rope gate. ....

Riding outside designated boundary marker of the course. ....

14 Rope or .....If used, the rope or riata must be .....and attached to the .....

15. ....scores are to be determined and assessed independently of.....

**Western Riding**

1. The recommended lead changing point is equal to ..... stride length before or after the .....between the markers.

2. It is recommended that markers be set to a minimum of .....from the fence and with ..... to 80 foot (24m) width in the pattern, as the .....

3. .... lead change (*Front to hind or hind to front*).

4. What is the penalty for break of gait at the walk or jog? For 1 stride .....

For 3 strides.....

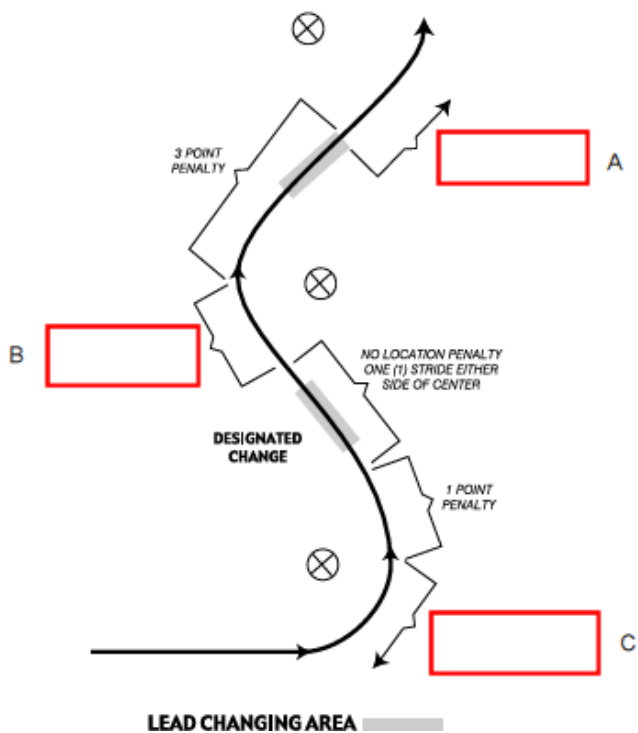
5. Holding saddle or touching horse with either hand is a disqualification. **YES NO**

6. Credit shall be given for the emphasis placed on .....even .....of Gaits (i.e., starting and finishing pattern with the same cadence),

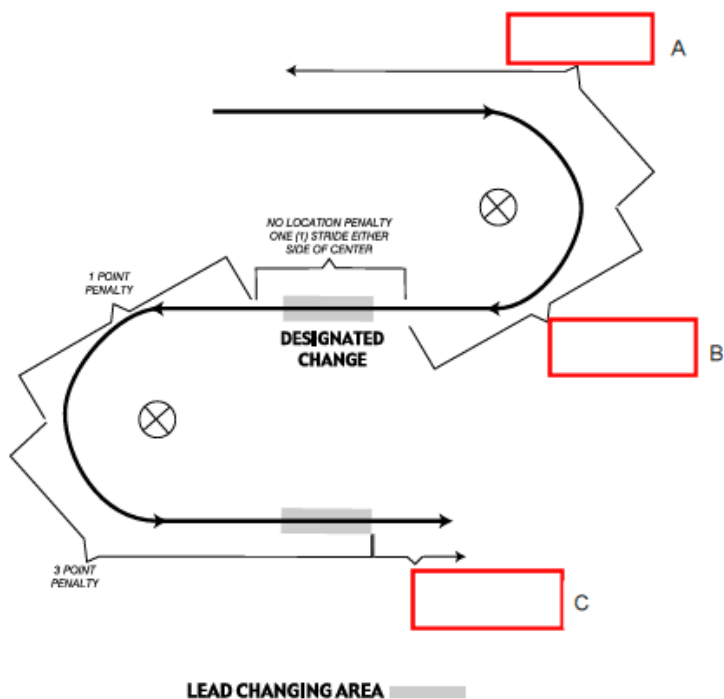
7. Fill in the penalties in boxes A,B & C

**Location Penalties for Designated Change**



8. Fill in the penalties in boxes A,B, & C

**Location Penalties for Designated Change**



**Western Riding** cont.

- |  |                          |                          |                          |
|--|--------------------------|--------------------------|--------------------------|
| 9. The rectangle represents a solid pole a minimum of .....in length.                    |                          | <input type="checkbox"/> | <input type="checkbox"/> |
| 10. Major refusal – stop and back 2 strides or 4 steps with.....                         |                          | <input type="checkbox"/> | <input type="checkbox"/> |
| 11. Hind legs skipping or coming together during lead change is a 1 point penalty.       |                          | <input type="checkbox"/> | <input type="checkbox"/> |
|  | <b>TRUE</b> <b>FALSE</b> | <input type="checkbox"/> | <input type="checkbox"/> |
| 12. .... incorrect changes of lead or failing to change leads..... times within the run. |                          | <input type="checkbox"/> | <input type="checkbox"/> |

**Reining**

- |   |  |                          |                          |
|---|--|--------------------------|--------------------------|
| 1. All horses will be judged .....upon entering the arena and judging will cease after the last.....  |  | <input type="checkbox"/> | <input type="checkbox"/> |
| 2. Draw reins are optional equipment.   | <b>YES</b> <b>NO</b>                       | <input type="checkbox"/> | <input type="checkbox"/> |
| 3. The judge(s) may excuse a horse at any time while in the arena for unsafe conditions or improper exhibition pertaining to both the horse and/or rider. | <b>ZERO</b> <b>NO-SCORE</b>                | <input type="checkbox"/> | <input type="checkbox"/> |
| 4. What is the penalty in walk in patterns for failure to walk or stop before executing a canter departure .....  |  | <input type="checkbox"/> | <input type="checkbox"/> |
| 5. A ..... point penalty deduction will be given for failure to maintain a minimum of ..... from the wall or fence when approaching a .....and/or .....   |  | <input type="checkbox"/> | <input type="checkbox"/> |
| 6. Deduct.....for over or under spinning up to one eighth of a turn; deduct .....for over or under spinning from one eighth to one quarter turn.          |  | <input type="checkbox"/> | <input type="checkbox"/> |
| 7. The following will result in a penalty of five points.   |  |                          |                          |
| a. ....   |  |                          |                          |
| b. ....   |  | <input type="checkbox"/> | <input type="checkbox"/> |
| 8. On run in patterns failure to at a canter prior to the first marker incurs a penalty of.   |  |                          |                          |
|   | <b>1 Point</b> <b>2Point</b> <b>5Point</b> | <input type="checkbox"/> | <input type="checkbox"/> |
| 9. <b>Prohibited Equipment</b>  |  |                          |                          |
| a.....  |  |                          |                          |
| b. ....   |  | <input type="checkbox"/> | <input type="checkbox"/> |

10. **Open** – Horses any age ridden one-handed with a curb bit. ....mandatory.

11. Turning more than .....*Exception:* a complete stop in the .....of a circle after a canter departure is not to be considered an inclusion of a manoeuvre; a 2 point .....penalty will apply.)

12. Penalties incurred in exiting a roll back

A. Beyond 1/2 the arena   B. Beyond 2 strides

A. Up to 2 Strides

A

B&C

13. A ..... point penalty deduction will be given for failure to maintain a minimum of ..... from the wall or fence when approaching a.....

14. Ride pattern as follows:  
Horses must .....prior to starting pattern.

15. Any movement on his own must be considered .....control.

**Freestyle Reining**

1. Required manoeuvres. Will be defined as follows:
- A minimum of ..... consecutive spins to the right
  - A minimum of ..... consecutive spins to the left
  - A minimum of ..... stops
  - A minimum of 1 lead change at the canter from .....
  - A minimum of 1 lead change ..... from left to right

2. **Time Limit:** A maximum of .....minutes including any introductions. The time limit will be from the beginning of the .....or from the beginning of the introduction (whichever is first) and will end with the music.

3. Failure to perform all the required manoeuvres or failure to complete the performance within the time limit will result in.....

Total score out of 100%

Please complete and return to the judges panel by 5th March 2010

Judges Panel  
c/o Mick Carder  
Horseley Fen Farm  
Stocking Drove  
Chatteris  
Cambridgeshire  
PE16 6SH